



MAAA FLIGHT PROFICIENCY SCHEME

FLIGHT REQUIREMENTS & TEST CHECK SHEET

HELICOPTER - GOLD WINGS

This Test is to be assessed by an MAAA Helicopter Instructor.

The requirements specified have been determined by the MAAA and are not to be varied.

Gold Wings (Helicopter) are awarded when a member demonstrates, in the course of one session of no more than 4 consecutive flights, that he/she has the skills to perform the listed manoeuvres, detailed in the diagrams provided (Annex C4), in a safe, confident and competent manner.

Items 1-7 must be flown at a standard significantly above the minimum required for Bronze Wings.

This is to certify that AUS

of P/Code

Club **Note address on back of form if wings to be sent to Club**

has demonstrated the degree of proficiency in radio controlled flying of model aircraft to be awarded the MAAA **Gold Wings** (Helicopter).

..... Signature MAAA Instructor's Name (BLOCK LETTERS) AUS No. Date

At the successful completion of the test this form shall be completed by the MAAA Instructor and sent to the **State Association**. **Note: Wings will be sent to Pilot unless the Club address is noted below.**

	Manoeuvres	Test 1	Test 2	Test 3	Test 4
1 to 7	Bronze Wings Test				
8	Take off and demonstrate the Inverted Triangle				
9	Vertical Circle				
10	20 second nose in hover				
11	8 point pirouette pausing at each point for 2 seconds				
12	Vertical rectangle with clockwise and counter clockwise 360 degree pirouettes				
13	Nose in circle in front of pilot both clockwise and counter clockwise.				
14	Forward flip in front of the pilot				
15	Inverted hover above 10m altitude for a minimum of 5 seconds				
16	One 540 degree stall turn from the left and one from the right with turns in opposite directions with the vertical section no more than 20 metres from the centre line of the helipad				
17	One inside loop from the left and one from the right centered on the centre line of the helipad				
18	Roll reversal (2 consecutive rolls in opposite directions) from the left and right with the completion of the first roll of each pair approximately at the centre line of the helipad				
19	Inwards horizontal figure eight in front of the pilot at cruise speed from the right or the left				
20	Outwards horizontal figure eight in front of the pilot at cruise speed from the right or the left				
21	Fly a rectangular circuit prior to landing				
22	45 degree descent and landing into the 2m square helipad				
23	Complete an autorotation landing with 180 degree turn at pilot discretion from a minimum 30m				

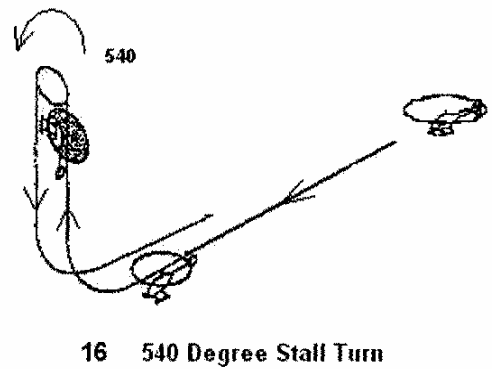
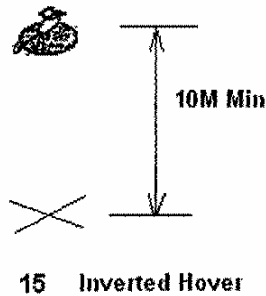

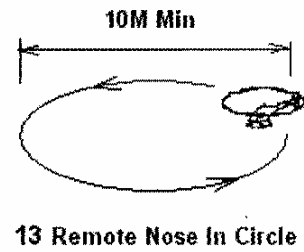
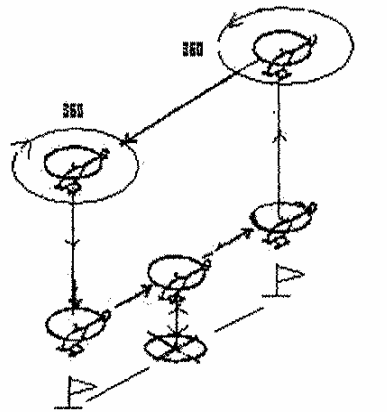
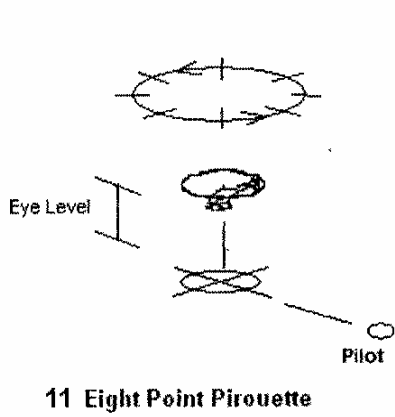
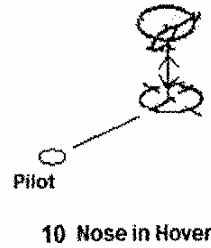
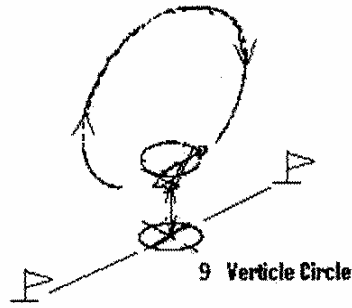
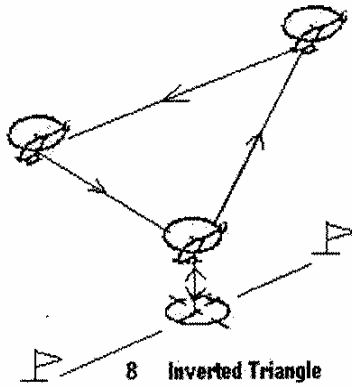
All manoeuvres are to be executed with the pilot standing approximately 10 metres behind the Central Helipad using a flight line layout with one flag or marker located 5 metres to each side of the Central Helipad. Forward flight and aerobatic manoeuvres are to be completed with the model at least 10 metres in front of the helipad at all times. At least one week must elapse between testing sessions of a candidate.

Wings to be sent to Pilot? YES / NO (If NO, note address below)
Strike out as applicable

..... Post Code:


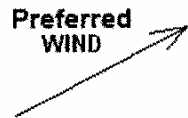
For full description of Helicopter Gold Wings Manoeuvres see Annex C5 MOP027

GOLD WINGS TEST




GOLD WINGS TEST


Preferred
WIND



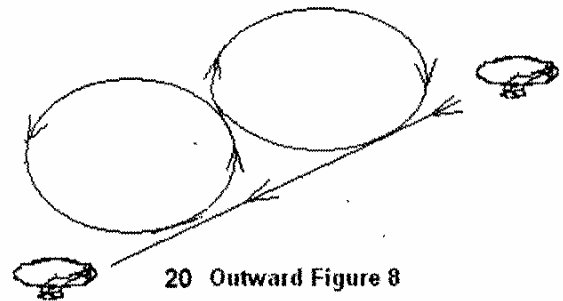
17 Inside Loop




18 Roll Reversal



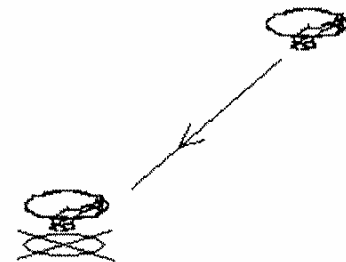
19 Inward Figure 8



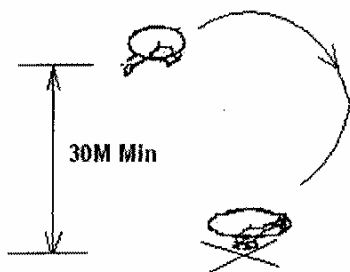
20 Outward Figure 8



21 Rectangular Circuit with Landing



22 45 degree Descent



23 180 Degree Auto At Call